

OCTANE

STAIN RESISTANT GROUT ADDITIVE

PROFIX
TILE AND STONE INSTALLATION SYSTEMS



DESCRIPTION

OCTANEy}j' is a specialty additive that mixes with cement-based grout instead of water to provide a stain resistant grout installation without any additional sealing. This product is perfect for interior. _Ay D` {DrEr.

CARACTERISTICS

- Protects grout against stains
- The additive replaces water when mixed with grout
- Improves grout's stain resistance

FORMATS

- 24 oz (710 ml) and 60 oz (1.77 L)
- Use 24 oz (710 ml) for 2.2 kg (5 lbs) of sanded grout.
- Use 24 oz (710 ml) for 4,5 kg (10 lbs) of sanded grout.
- Use 2 X 24 oz (710 ml) for 4,5 kg (10 lbs) of unsanded grout.
- Use 60 oz (1.77 L) for 11.3 kg (25 lbs) of sanded grout.
- Use 2 X 60 oz (3.54 L) for 11.3 kg (25 lbs) of unsanded grout.

TECHNICAL DATA AT 22°C

Physical State	Liquid emulsion
Odour	Mild
Colour	White
COV	< 50 g/L

SHELF LIFE

12 months from the date of manufacture. Once opened, store any unused product in a sealed container and use within 6 months. Must be stored in a dry and heated area.

TECHNICAL NOTES

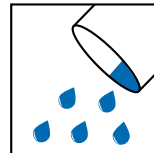
Some experienced tile installers may desire a particular grout consistency. In this case, start with approximately 3/4 of the full container of OCTANE 2.0 additive. Continue to add in more OCTANE 2.0 additive until the desired consistency is achieved. If all the OCTANE 2.0 product is added and additional liquid is still required to achieve the desired consistency, clean cool water can be added. Mixture should be easy to spread, but not liquid.

INSTRUCTIONS

UNDERLAYMENT

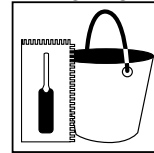
The underlayment is the most important step for a long lasting result. Refer to the "Good supports" technical bulletin on our website. The underlayment must meet the TTMAC and the TCA standards.

MIX



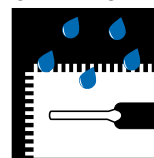
Shake well before using. Pour entire container of OCTANE 2.0 additive into clean mixing bucket. Slowly add grout powder and mix tho-roughly using a standard drill and grout mixer. Mix until smooth, let sit 10 minutes, then mix again. When using multiple containers for the same job, make sure to use the same ratio additive to grout proportion to maintain color uniformity. During the final cleaning, inspect and reshape the grout joints if needed.

APPLICATION



See POLY 500/600 technical sheet.

CLEANING



Clean tools while the product is still fresh. Once the grout is set, be sure to protect the finished installation for at least 10 days, from dirt, water or any other substance. The optimal stain resistance will only be obtained after this curing time. Therefore, it's important to allow a minimum of 10 days before starting routine cleaning (such as mopping).

LIMITATIONS

- Protect from freezing.
- Only use with cement-based grout.
- Do not use abrasive liquids on your installation.
- Store in a cool and dry.
- Do not use OCTANE 2.0, with grout that claims to have a stain resistance.
- Never mix OCTANE 2.0 with other additives.

WARRANTY

This product is guaranteed for 1 year when used according to La Margna Inc., the TTMAC and the TCA instructions. An extension of this warranty is available. For more information, visit our website.

LEED



Leadership in Energy & Environmental Design (LEED) is a green building rating system that plans, develops, compares and certifies sustainable buildings around the planet. The Canada Green Building Council certifies the project in terms of total points obtained after verifications and an examination of the documentation submitted by the design and construction teams. OCTANE 2.0 can help to achieve the following credits.

INDOOR ENVIRONMENTAL QUALITY:

- IEQ Credit 3.2 option 3 - Reduce indoor air quality problems
- IEQ Credit 4.1 - Low Emitting Materials

Refer to the PROFIX website for letters of certification.

HEALTH AND SAFETY

Refer to the MSDS on our website for handling recommendations.

TECHNICAL SUPPORT

For questions, please contact our customer service PROFIX toll free: 1-800-463-6850 or info@profixsystems.com.

PROFIX is a registered trademark.

LA MARGNA INC.
412, Saint-Sacrement, Quebec (Quebec) G1N 3Y3 CANADA
T (418) 688-8286
F (418) 688-2070
www.profixsystems.com

LIABILITY

Before using, the user shall determine the suitability of this product for its intended use and the user alone shall assume all risks and liabilities in connection therewith. La Margna Inc. shall not accept any liability for any damage, loss or prejudice resulting from the direct or indirect use of our product in non-compliance to our specifications. • April 1, 2012